

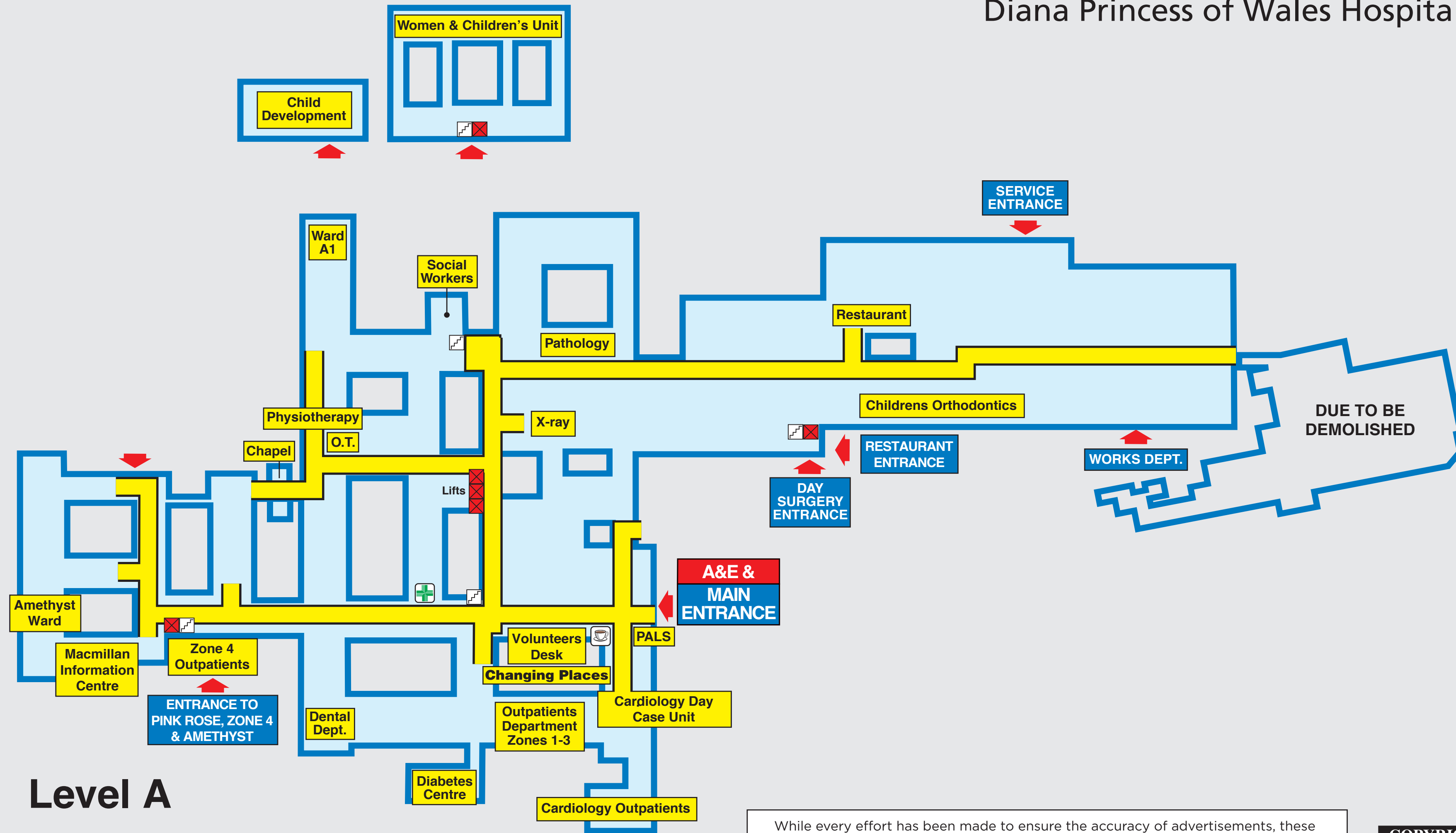


	Bus Stop		Car Parking
	Entrance		Cycle Shelter
	Disabled Car Parking		

While every effort has been made to ensure the accuracy of advertisements, these advertisements do not constitute an endorsement of any company, product or service by Northern Lincolnshire and Goole NHS Foundation Trust. The Trust supports eating a healthy, balanced diet as an important part of maintaining good health. For more information visit the NHS Choices website and search for "healthy eating".

COPYRIGHT
LMC
Local Map Company Ltd
Marathon Place, Moss Side Ind. Est.,
Loughborough, Leicestershire LE12 7JH
Telephone: 01775 621800
www.localmap.co.uk

Main Hospital		Department		Department		Department		Department		Key to outbuildings	
Wards / Department	Level	Department	Level	Department	Level	Department	Level	Department	Level		
A&E / Emergency Care Centre	A	Day Surgery Unit	B	Outpatients Department	A	Theatres	B	Ward C2	C	1	Health Education
Administration	B	Dental Dept.	A	Zones 1 - 4	A	Volunteers Desk	A	Ward C3	C	2	Nursery
Amethyst Ward	A	Diabetes Centre	A	O.T. (Occupational Therapy)	A	Ward A1	A	Ward C5	C	3	Education Centre
AMU / Short Stay	C	Diagnostic Investigation Unit	C	Patient Advice & Liaison Service	A	Ward B1	B	Ward C6	C	4	West Arch (Building 1)
Breast Care Unit / Pink Rose Suite	B	Discharge Lounge	C	Pathology	A	Ward B2	B	Ward C7	C	5	West Arch (Building 2)
Cardiology Day Case Unit	A	Endoscopy	B	Physiotherapy	A	Ward B3	B	Women & Children's Unit	A	7	Hull York Medical School (HYMS)
Cardiology Outpatients	A	High Dependency Unit	C	Plant Room	C	Ward B4	B	X-ray	A	8	Old Laundry
Chapel	A	Holles/Kendal	C	Restaurant	A	Ward B6	B				
Child Development	A	Intensive Treatment Unit	B	Social Workers	A	Ward B7	B				
Childrens Orthodontics	A	Macmillan Information Centre	A	Speech & Language Therapy	B	Ward C1	C				
Coffee Shop (M&S)	A										
Coronary Care Unit	C										



Level A

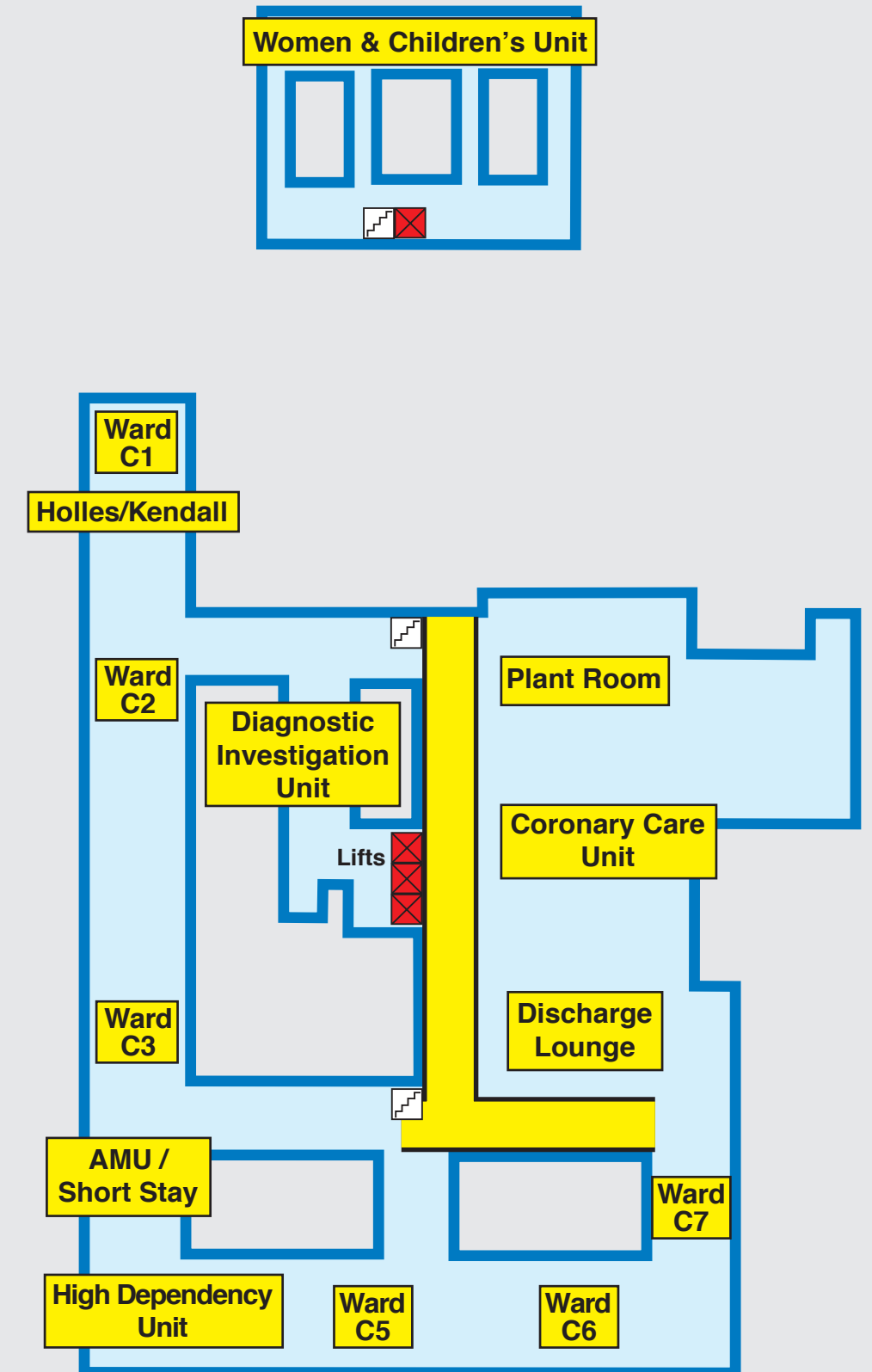
KEY

	Coffee Shop		Corridors		Entrance		Lifts		Pharmacy		Stairs
--	-------------	--	-----------	--	----------	--	-------	--	----------	--	--------

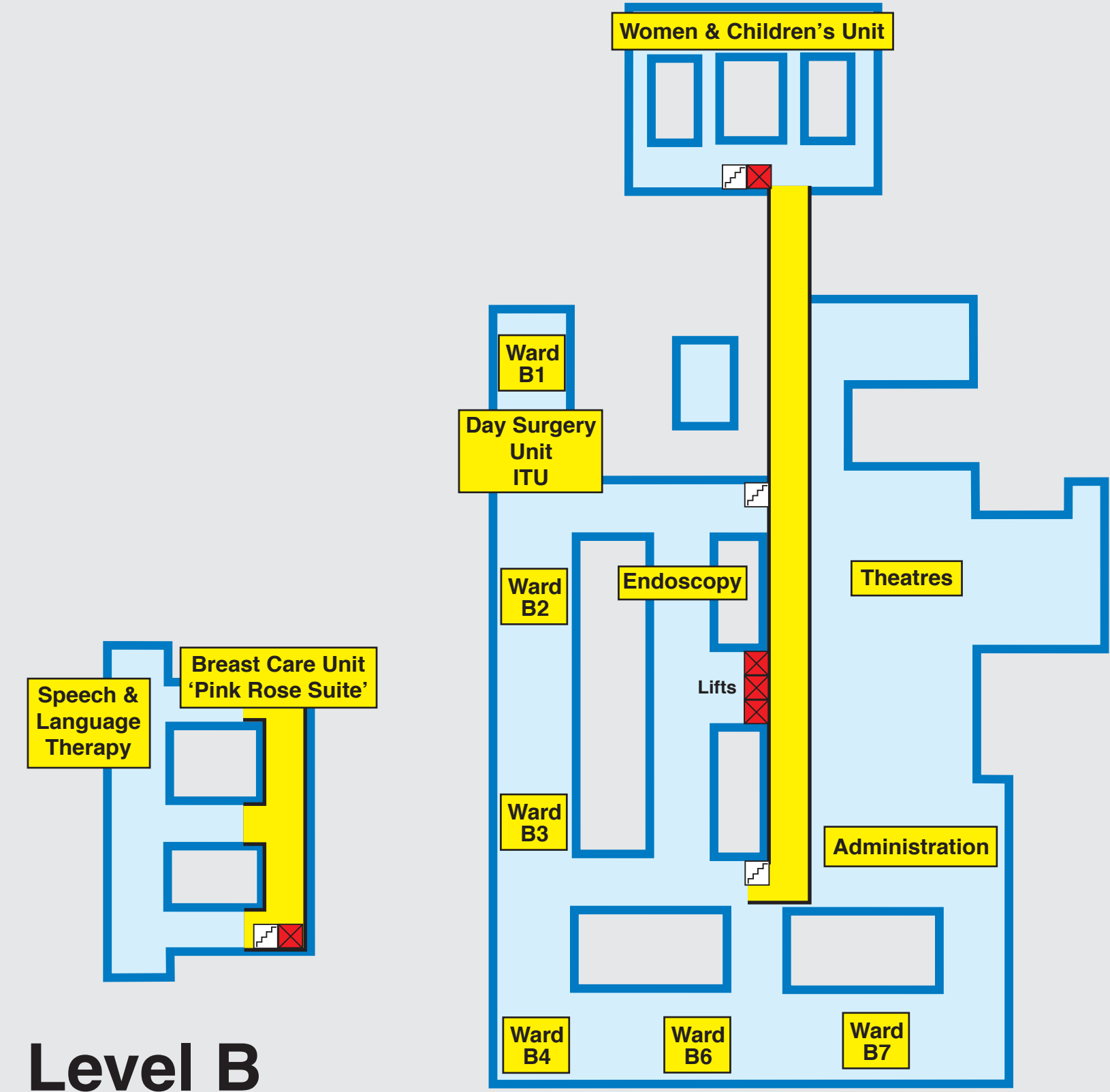
While every effort has been made to ensure the accuracy of advertisements, these advertisements do not constitute an endorsement of any company, product or service by Northern Lincolnshire and Goole NHS Foundation Trust. The Trust supports eating a healthy, balanced diet as an important part of maintaining good health. For more information visit the NHS Choices website and search for "healthy eating".



Main Hospital									
Wards / Department	Level	Department	Level	Department	Level	Department	Level	Department	Level
A&E / Emergency Care Centre	A	Day Surgery Unit	B	Outpatients Department	A	Theatres	B	Ward C2	C
Administration	B	Dental Dept.	A	Zones 1 - 4	A	Volunteers Desk	A	Ward C3	C
Amethyst Ward	A	Diabetes Centre	A	O.T. (Occupational Therapy)	A	Ward A1	A	Ward C5	C
AMU / Short Stay	C	Diagnostic Investigation Unit	C	Patient Advice & Liaison Service	A	Ward B1	B	Ward C6	C
Breast Care Unit / Pink Rose Suite	B	Discharge Lounge	C	Pathology	A	Ward B2	B	Ward C7	C
Cardiology Day Case Unit	A	Endoscopy	B	Physiotherapy	A	Ward B3	B	Women & Children's Unit	A
Cardiology Outpatients	A	High Dependency Unit	C	Plant Room	C	Ward B4	B	X-ray	A
Chapel	A	Holles/Kendal	C	Restaurant	A	Ward B6	B		
Child Development	A	Intensive Treatment Unit	B	Social Workers	A	Ward B7	B		
Childrens Orthodontics	A	Macmillan Information Centre	A	Speech & Language Therapy	B	Ward C1	C		
Coffee Shop (M&S)	A								
Coronary Care Unit	C								



Level C



Level B